

The Painting



Connection

Concord, California, U.S.A.

A Monthly Newsletter
Marianne Simpson, Editor
Loretta Mateik, Webmaster
Website: tollbridgetolers.org

2009 Issue Number Eleven
December 2009

MESSAGE FROM THE PRESIDENT

Jann Otvos



As 2009 comes to an end, we naturally look back and assess. This has been a challenging year. The economy is unstable and the world does not seem as safe as it once was. The nightly news is filled with doom and gloom, sensationalized pictures of violence, elected officials and people in positions of power using extremely poor judgment. It would be easy to sink into despair and join the naysayers. How fortunate we are to be painters and members of our supportive group!

As decorative painters, we are able to take objects, often free discards from others or repurposed items from our "stash" and turn them into gifts that others are thrilled to receive. At the October meeting Liz Little taught us how to take a simple candle and turn it into a fun decoration that will bring a smile to the face of all who see it. With a few brush strokes and dabs of paint, we are able to bring joy and beauty to ourselves, family and friends.

I have addressed the power of our group fellowship in previous months, but in these troubled times I think it is an asset that cannot be underestimated. The Toll Bridge Tolerers family is a strong antidote against the negative forces around us. As we reach out to each other in times of need with words of comfort and encouragement, we build a layer of insulation against the harshness of the world around us. When we find ourselves feeling negative about our fellow human beings, we need only to look within our membership to be reminded of how wonderful people are.

I recently saw the following quote at our local Starbucks: Renew your vision. See the world not as it is, but as it could be.

Jann

PROGRAMS

Connie Oakley
1st Vice President



Thank you to everyone who participated in the Ornament Exchange. We had another year of wonderful ornaments that will become treasures on our trees.

I would like to thank DJ West, Liz Doran, Eileen Galea, Marianne Simpson, Jo Iaconis, Karen Vecchi and Liz Little for teaching at our Chapter meeting this year. If you have a project you would like to teach in the coming year or a request for a project to be taught, please let me know.

Wishing you all a very Merry Christmas and a Happy New Year!



MEMBERSHIP

Jeanie Strech
2nd Vice President



After reviewing the current membership roster, 49 members have renewed their dues to date. To those members, we say "Thank You" for your promptness.

I have sent emails to those 2009 members who have not yet sent in their 2010 Membership Application and Dues. We hope that you will get this information to us as soon as possible. We really need this information to get an accurate count of members as well as the most up to date information for our annual handbook. I do hope that everyone intends to rejoin this wonderful organization of ours.

We look forward to another great year in 2010, with many wonderful seminars and paint-ins being offered. This is also the year for the NCCC Retreat being held in Modesto from September 30th through October 3rd, 2010.

Hope to see you all at the Annual Christmas Installation Dinner on December 15th.

Respectfully submitted Jeanie Strech, 2nd VP Membership

SEMINAR'S & PAINT IN'S

Roz Borgerson and Connie Oakley



Jeanie Strech's basket ornament that she was unable to teach at the Ornament Frenzy will be taught after the first of the year. We will be working on finding a good date and place to hold this class.

Important Dates to Remember:


February 20-21, 2010 – Arlene Linton Seminar

Below are the two projects that have been selected to be taught at the seminar.



We will be working with Arlene to put the information together on this seminar as soon as possible and send out the registration.

Roz & Connie



COMMUNITY PROJECTS

Merlene Ryan

Thank you all for painting memory boxes over the past year. I think I passed out more than have been returned so please include that in your New Year's resolutions. This is a continuing project so I need you to keep on painting. Think about having a painting party in the New Year. Do something good while chasing away the winter blah's.

We will be painting Kaleidoscope's door when the weather warms up, (fun, fun!) so I'll need a couple of helpers for that.

Darlene always reminds us of the crab feed at the church, coming up in the new year I think. This is an opportunity to donate to their raffle. The food bank has their fundraiser in June and would appreciate donations of painted pieces. Keep these in mind - that unfinished project from a seminar might be the perfect donation - after it's finished of course! Happy New Year!



FUNDRAISERS

Merlene Ryan

Thank you Barb Flavin for working the election on November 3. Our bottom line thanks you.



FIRST LUTHERAN CHURCH ANNUAL CRAB FEED

SAVE THE DATE: January 30, 2010. Tickets are available for \$45 per person or \$325 for a table of eight. Painted items from the Toll Bridge Tolars for raffle prizes would again be welcomed. Contact the Church office at 925-671-9942 for tickets or contact Darlene Smith for further information at 925-689-8557.

NEWSLETTER

Marianne Simpson



Note: The following is our policy regarding the method by which you will receive your newsletter:

If you have Internet access, you will be receiving an email to let you know that the current month's newsletter is available online at our website –

www.tollbridgetolers.org

You will need to log onto the website and read or print the newsletter from there. If you need assistance, please contact Marianne Simpson at maritoler@comcast.net or Loretta Mateik at lmateik@comcast.net. You must have Adobe Acrobat Reader to access and print your newsletter. There are instructions on our website which will allow you to receive your FREE copy of Acrobat Reader

If you do not have Internet access, you have the option of receiving your newsletter via the mail or as an email attachment. You must let me know if you choose either of these options.



ARTS AND CRAFTS

Marianne Simpson

Saturday, December 5th, 9:00 to 5:30!

Mrs. Grossman's Warehouse Sale!

3810 Cypress Drive
Petaluma, CA 94954

Don't miss this extraordinary opportunity to buy below cost!!!

If anyone knows of any craft fairs or events coming up, please pass the information on to me so I can list it in the upcoming Newsletters. Thanks and Happy Holidays!



"THE TRADING POST"

Thanks to Barb Flavin for the following:

Do you paint wall murals? I've been searching for the exact magazine where I found this tip so I can give proper credit to it, but haven't had any luck. But the tip said that if you paint wall murals, use washable crayons to put your design on the wall. **BIG CAUTION THOUGH:** Test the crayon on your exact wall in an inconspicuous place first to make sure it will wash off to your satisfaction! I'd take it a step further though. If it passes the washable test, I'd then stroke the crayon on something like watercolor paper and then paint across the lines to see how the paint reacts to the crayon marking. The magazine tip made it sound easy to just draw on the walls and then paint, but since I've never tried it, I'd be cautious about it. Maybe if any of our members HAVE tried this method they could let us know how it worked out for them?

I CAN report on the following two tips that worked for me.

Tip # 1: Concerning painting on a surface that comes with a pre-painted surface--like shiny black metal. I know I've been painting for awhile, but I recently made a big painting error. I assumed that since I was painting on a shiny black metal surface, I would be able to paint my design onto the pre-painted surface and then use my DecoArt Lamp Black paint to tidy up any sloppy areas I had painted (I know, hard to imagine that I might be a sloppy painter). I saw right away that the DecoArt Lamp Black paint seemed duller than the shiny black areas, but I figured it would all equal out once I put varnish on the piece. To put it simply, it didn't. It looked awful...sort of like black chicken pox here and there all across my black metal. I ended up having to repaint the entire darn background--trying to squeeze my wee brush in and out of my painted design in order to completely cover the original shiny black surface. Arrrgh, what a headache!

Now I just rough up the surface and paint it top to bottom with my background color right from the beginning--in this case, even though the metal arrived shiny and black--I

roughed it up and repainted it black. That way, I can clean up my sloppy areas and the black touch up paint matches. Obviously, if your surface arrives in a different color, you may want to rough it up and paint it with a color that matches it as closely as possible so your touch-ups match too.

Tip #2: Concerning tracing a pattern onto a surface with cutout areas or rounded surfaces: I take a sheet protector and cut the 3 welded outside edges away, giving myself 2 sheets of flexible plastic. In my opinion, the sheet protector material is more stable than something like Saran Wrap and much more flexible than the sheets used to cut out stencils (however, if you want something more flexible than the sheet protector material, you can also use Zip Lock Bags (the “freezer” style is stiffer than the “sandwich” style—try out each type and see which one molds best around your project). Lay the plastic over the pattern and using something like a Sharpie pen, trace the pattern onto the plastic (if you use the Ultra fine pen, don’t press too hard or else the pen will snag and possibly tear the plastic rather than write on it). Take the plastic sheet and position it on your surface—you’ll be able to see through it easily and will be able to avoid those cutout areas or at least position your pattern where you want the cut-outs to fall.

This method is especially helpful if you’re painting a design that encircles a curved surface (including those with cutouts...like gourds, Jingle Bells, etc.) And we all know that when tracing on curved surfaces, you’ll be more successful if you trace small sections at a time. After you’ve initially positioned your plastic onto the surface, trace a small section. Then completely remove the graphite and check your surface. If your pattern has slipped, readjust it, slide the graphite back under the plastic and continue tracing. Since the plastic is clear, you’ll be able to see the graphite lines on your surface and you’ll know exactly where to start the next section—and you’ll be able to see exactly where to position the pattern so all the lines meet up where they should. No more getting to the end of the circle only to discover that the end doesn’t meet up with the beginning!

I use the clear sheet protectors rather than the non-glare, but just because it’s easier for me to see through the clear. Don’t use the wee, tiny end of the stylus to trace with because it will tear the plastic as you trace. Instead, use the larger tip. You’ll notice that as you trace, your stylus will scrape off some of the Sharpie pen lines. If you want to use the same pattern for several pieces and the loss of lines will be a problem, you can reverse the pattern before you trace it onto the plastic. That way, when you put the plastic sheet onto your surface, the ink will be on the backside of the plastic and your stylus won’t actually touch the ink.

Thanks again to Barb Flavin for this months “Trading Post” tips!

If you have something you would like to sell, trade or give away; or if you have a recipe or idea you want to share, just send me an email with your tips, recipes, questions, comments or wish lists and I’ll publish them in the newsletter. It’s that easy but the only way this feature works is with *YOUR* input. So please, send your emails to maritoler@comcast.net.

Thanks,
Marianne Simpson



BOARD MEETING MINUTES

First Lutheran Church, Concord, CA
November 17, 2009

PRESENT: Connie Oakley, Darlene Smith, Liz Doran, Rose Marie Rosa, Shirley Irwin, Roz Borgerson, Jann Otvos, Merlene Ryan, Marianne Simpson, Karen Vecchi

President Jann Otvos called the meeting to order at 7:11 p.m.

Jann announced the two charity donations would be presented this evening. Liz Doran will present the slate of 2010 officers and committee chairs in the absence of Lisa Schall.

Jeanie Strech questioned the deadline date for membership dues feeling the members need more than one month to pay their dues and suggested the due date be changed to September. This will be discussed further at the January Planning Meeting.

Connie Oakley has the project suggestions for the Arlene Litton seminar in February. It will be circulated at the general meeting to follow and members will be asked to select two projects.

The agenda for the general meeting was reviewed.

Jann brought a supply of postcards advertising Toll Bridge Toler for members to distribute.

Christmas party invitations will be distributed this evening.

The meeting adjourned at 7:18 p.m.

Respectfully submitted,
Darlene Smith, Secretary

GENERAL MEETING MINUTES

First Lutheran Church, Concord, CA
November 17, 2009



President Jann Otvos called the meeting to order at 7:35 p.m. with a quorum present. The September minutes were approved as published in the November newsletter (Shirley Irwin/Rose Marie Roza). The Treasurer's report was available for review.

Presentation of Charity Donations: Kathy Gleason, Corporate Donation Coordinator for the Food Bank of Contra Costa and Solano, was presented with a check for \$1,000. She gave a brief explanation of the Food Bank's work noting that for every \$1 donated they can provide \$6 of food. Their annual Mare Island fundraiser is held in June and she asked for donations of painted pieces for their live and silent auction and gave her business card to Merlene Ryan. Liz Doran accepted a check for \$1,000 in behalf of Kaleidoscope, an outreach of the Byron United Methodist Church. They provide "Bags of Hope" for people undergoing cancer treatments. She presented a gift bag to Darlene Smith and one to Shirley Irwin for her friend, Stella.

NCCC: Jeanie Strech advised she would like to see Carl Larson attend the NCCC retreat and provide him with some monetary support to do so as he is the only male member and has to room alone. She suggested that TBT consider providing monetary support to all TBT teachers who attend. They are required to pay the registration fee but are not able to attend classes as they are teaching. Discussion followed on the criteria for this support. The issue was tabled for further discussion and vote at the December Christmas dinner.

Arlene Litton Seminar: Connie Oakley circulated the project album for the February 20-21, 2010 seminar, asking that members vote for two projects.

Hospitality: Barbara Bouchet circulated the hospitality sign-up book for 2010.

Nominating Committee: Liz Doran presented the slate of officers for 2010 in the absence of Lisa Schall. She asked for any nominations from the floor and there were none. The slate of officers was approved unanimously. The 2010 Slate of Officers and Committee Chairpersons are as follows:

Executive Board Members

President: Jann Otvos
1st Vice President: Connie Oakley
2nd Vice President: Jeanie Gollow
Secretary: Darlene Smith
Treasurer: Karen Vecchi
Newsletter: Marianne Simpson
Ways and Means: Liz Doran

Committee Chairpersons

Reward/Recognition: Shirley Irwin
Hospitality: Barbara Bouchet
Sunshine: Jann Otvos
Handbook: Connie Oakley
Historian: Loretta Mateik
Publicity: Tamara Mannon
Seminars/Paint-ins: Roz Borgerson/Connie Oakley
Librarian: Lucille Hart
County Fair: DJ West
Decorative Painting Month East County: Jo Iaconis
Decorative Painting Month Central County: Vivian Roubal
NCCC Reps: Barb Flavin, Karen Vecchi, Jann Otvos
Community Projects: Merlene Ryan
Nominating Committee: Lisa Schall
Parliamentarian: Connie Oakley
Website: Loretta Mateik

Awards and Recognition: Shirley Irwin presented several awards to members for their work at the County Fair, Election Board, and Decorative Painting month.

Christmas Dinner: Jann Otvos distributed invitations to those members present and will mail them to members not in attendance. She needs to have a final head count by December 1, 2009. The menu is similar to last year's with some minor changes. The dinner will be held at the Concord Holiday Inn on December 15 beginning at 7:00 p.m. and is \$25 per person.

TBT Postcards: Jann Otvos brought a supply of publicity postcards advertising TBT for members to distribute.

Freebies: Barbara Bouchet brought coupons for use in the East County area and Darlene Smith brought 2010 calendars.

The meeting adjourned at 8:20 p.m. to the annual Christmas ornament exchange.

Respectfully submitted,
Darlene Smith, Secretary



SUNSHINE

Jann Otvos

December 2009

12/11 Lynna Lange
 12/12 Leah Luper
 12/21 Eileen Galea
 12/21 Marianne Simpson

January 2010

1/1 Jo Iaconis
 1/1 Vicki Burton
 1/7 Carrie Rice
 1/14 Loretta Mateik



As always, if you know of someone in need of a little "Sunshine", please contact Jann Otvos.

National & Chapter Purpose

The purpose of the society is a central dissemination point for information about activities related to decorating painting; raise and maintain a high standard for the art of decorative painting; and stimulate interest in and appreciation for the art form.

Notice: First Lutheran church is collecting foodstuffs year round for Project Share. Any donations would be welcome. Contact Darlene Smith for details.

EXECUTIVE BOARD OFFICERS

President Jann Otvos 925-706-8365
jjotvos@comcast.net
 1st V.P., Prog. Connie Oakley 925-825-3851
oakley1@lntl.gov
 2nd V.P., Mem. Jeanie Strech 707-838-6489
jeaniepaints@yahoo.com
 Secretary Darlene Smith 925-689-8557
dsmit@astound.net
 Treasurer Karen Vecchi 925-228-0409
Karenvecchi@sbcglobal.net



Newsletter Marianne Simpson 925-754-1362
maritoler@comcast.net
 Ways & Means Liz Doran 925-634-5137
dbredbob@sbcglobal.net

Committee Chairpersons

N.C.C.C. Rep. Jann Otvos 925-706-8365
jjotvos@comcast.net
 Karen Vecchi 925-228-0409
karenvecchi@sbcglobal.net
 Barbara Flavin 925-779-9596
hlpinghand@aol.com
 Sunshine Jann Otvos 925-706-8365
jjotvos@comcast.net
 Handbook Karen Vecchi 925-228-0409
karenvecchi@sbcglobal.net
 Historian Loretta Mateik 707-782-1082
lmateik@comcast.net
 Seminars/Paint-in Roz Borgerson 925-825-6547
Rogerroz1@astound.net
 Connie Oakley 925-825-3851
Oakley1@lntl.gov
 Rewards & Recognition Shirley Irwin 925-458-3454
shirleyirwin@sbcglobal.net
 County Fair DJ West 925-679-0676
debrwst@aol.com
 Becky Nivolo 925-899-4370
beckyniv@earthlink.net
 Librarian Lisa Schall 925-699-4226
Tjschall01@yahoo.com
 Community Projects Merlene Ryan 925-754-7997
Merlenerv@comcast.net
 Parliamentarian Connie Oakley 925-825-3851
Oakley1@lntl.gov
 Publicity Tamara Mannon 925-676-5492
temann@att.net
 Hospitality Barbara Bouchet 925-682-5312
Audret9@hotmail.com
 Nominating Lisa Schall 925-699-4226
Tjschall01@yahoo.com
 Decorative Painting Jo Iaconis 925-432-6832
 Month – East Cty iaconis@comcast.net
 Decorative Painting Lucille Hart 925-672-4169
 Month – Central Cty Lhart32@astound.net
 Website Loretta Mateik 707-782-1082
lmateik@comcast.net

The costs of advertising in this newsletter are as follows:

		Monthly	Yearly
Business card	Member	\$ 4.00	20.00
	Non Member	5.00	25.00
¼ Page	Member	7.50	37.50
	Non Member	10.00	50.00
½ Page	Member	10.00	50.00
	Non Member	15.00	75.00
Full Page	Member	15.00	75.00
	Non Member	20.00	100.00



Toll Bridge Tolerers

2010 Membership Application

S.D.P. # _____

Name: _____

Address: _____

City: _____ State: _____ Zip: _____

Phone Home: _____ Work: _____

Email: _____ Fax: _____

OK to publish: Yes or No

♥ ♥ ♥ ♥ ♥ ♥ ♥ ♥ ♥ ♥ ♥

Birth Month & Day: _____

Are you a new Member? **Yes or No** Student? _____

Are you a Teacher? **Yes or No** What Medium: _____

Dues are \$15.00 per year, payable October 1st, delinquent November 1st.

Please enclose a copy of your S.D.P. Membership Card, complete this form and return to:

Toll Bridge Tolerers Membership
P.O. Box 2671
Martinez, CA 94553

Your Cancelled Check Is Your Receipt Of Payment

♥ ♥ ♥ ♥ ♥